

Basic Elements of Music

(Video tutorial <https://www.stephenhillcomposer.com/copy-of-video-lessons-basic-element>)

C Instruments

Name _____

Lesson 23. Compose Your Own Melodies #1

Using only these 3 notes, the given Time Signatures, and these 4 note values ♩, ♪, ♪., ♫, compose your own music. Then play the melodies on your instrument.

Write out your rhythm on this line first.




Next, assign these notes to your rhythm.




B \flat C D

A




1 2 3

B



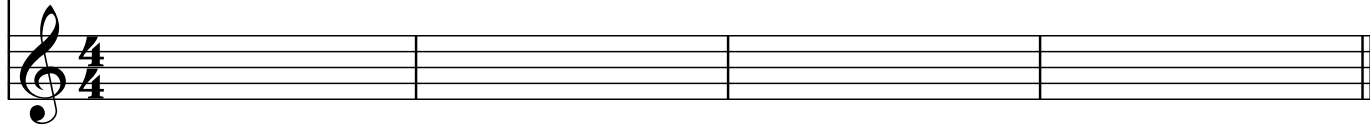
1 2 3 4

C



1 2 3 4

D



1 2 3 4

Basic Elements of Music

(Video tutorial <https://www.stephenhillcomposer.com/copy-of-video-lessons-basic-element>)

2

E

1 2 3 4

F

1 2 3 4

G

1 2 3 4

5 6 7 8

Basic Elements of Music

(Video tutorial <https://www.stephenhillcomposer.com/copy-of-video-lessons-basic-element>)

C Instruments

Name _____

Lesson 23. Compose Your Own Melodies #2

Using only these 4 notes, the given Time Signatures and these 4 note values ♩, ♪, ♫, ♮, compose your own music. Then play them on your instrument.

A

B \flat C D E \flat

1 2 3

B

1 2 3 4

C

1 2 3 4

D

1 2 3 4

E

1 2 3 4

F

1 2 3 4

G

1 2 3 4

Basic Elements of Music

(Video tutorial <https://www.stephenhillcomposer.com/copy-of-video-lessons-basic-element>)

C Instruments

Name _____

Lesson 23. Compose Your Own Melodies #3

Using only these 5 notes, the given Time Signatures and these 4 note values ♩, ♪, ♪., ♩., compose your own music. Then play them on your instrument.

A

B \flat C D E \flat F

1 2 3

B

1 2 3 4

C

1 2 3 4

D

1 2 3 4

E

1 2 3 4

F

1 2 3 4

G

1 2 3 4