




Basic Elements of Music

(Video tutorial <https://www.stephenhillcomposer.com/copy-of-video-lessons-basic-element>)










Answer Key

Name: _____

Lesson 38 - Chords and Arpeggios - Sheet 1



Directions - Write out the arpeggio and chord



Basic Elements of Music

(Video tutorial <https://www.stephenhillcomposer.com/copy-of-video-lessons-basic-element>)

Answer key


Name: _____

Lesson 38 - Chords and Arpeggios - Sheet 2




Directions - Write out the arpeggio and chord

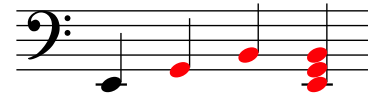
1




2




3




4




5




6




7




8




9




10




11




12




13



14

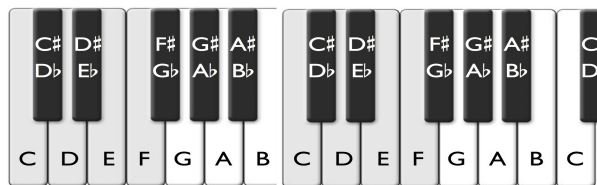



15



Name: _____

Lesson 38 - Major/Minor Chords and Arpeggios - Sheet 3



Count the 1/2 steps between the notes of each chord and then label whether each chord is major or minor.

1 2 3

4 5 6

7 8 9

10 11 12

13 14 15