

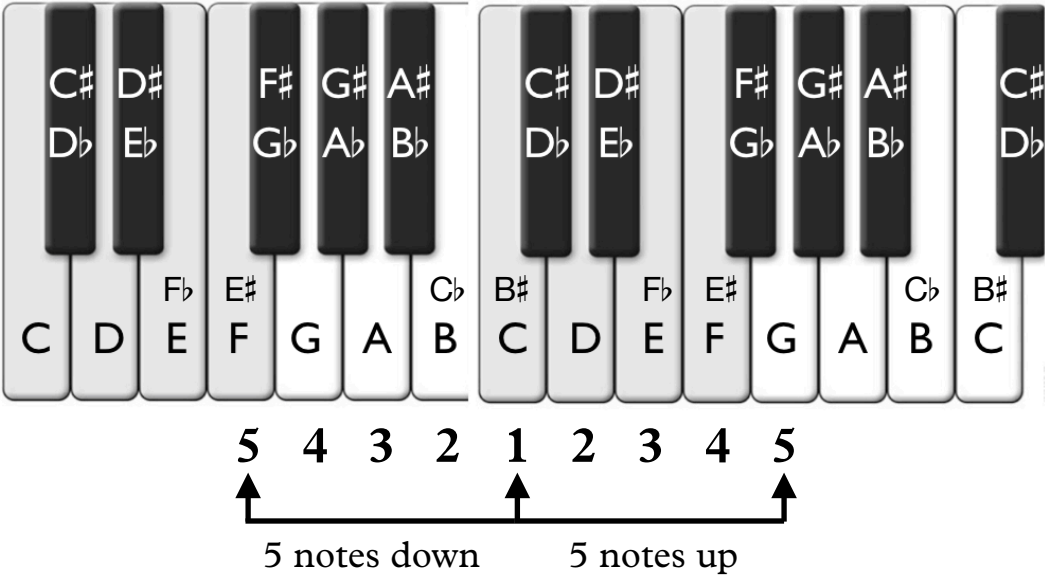
The diagram illustrates the Major Circle of 5ths, centered around the key of C major. The central circle is labeled "Major Circle of 5ths" and has a "C" at the top. It is surrounded by 12 musical staves, each representing a key signature. The staves are arranged in a circle, with the key signatures of the major keys (C, G, D, A, E, B) on the right and the key signatures of the relative minor keys (F, C, G, D, A, E) on the left. The staves are as follows:

- Top: C major (C)
- Top-right: G major (F#)
- Right: D major (F#, C#)
- Bottom-right: A major (F#, C#, G#)
- Bottom: E major (F#, C#, G#, D#)
- Bottom-left: B major (F#, C#, G#, D#, A#)
- Left: F major (Bb)
- Top-left: C major (C)
- Top-left: G major (F#)
- Left: D major (F#, C#)
- Bottom-left: A major (F#, C#, G#)
- Bottom: E major (F#, C#, G#, D#)
- Bottom-left: B major (F#, C#, G#, D#, A#)

Major Keys

Flats

If you can remember everything is just “5” letter names away, all you have to remember is the letter “C”. Once you have “C”, go 5 letter names to the left and add 1 flat. The order of flats start with “B \flat ”.



Sharps

If you can remember everything is just “5” letter names away, all you have to remember is the letter “C”. Once you have “C”, go 5 letter names to the right and add 1 sharp. The order of sharps start with “F \sharp ”.

Number of Flats

7 6 5 4 3 2 1

_____ F

Number of Sharps

0 1 2 3 4 5 6 7

C G _____

B \flat

5 notes down

5 notes down

5 notes down

5 notes down

5 notes down

5 notes down

5 notes down

F \sharp

5 notes up

5 notes up

5 notes up

5 notes up

5 notes up

5 notes up

5 notes up

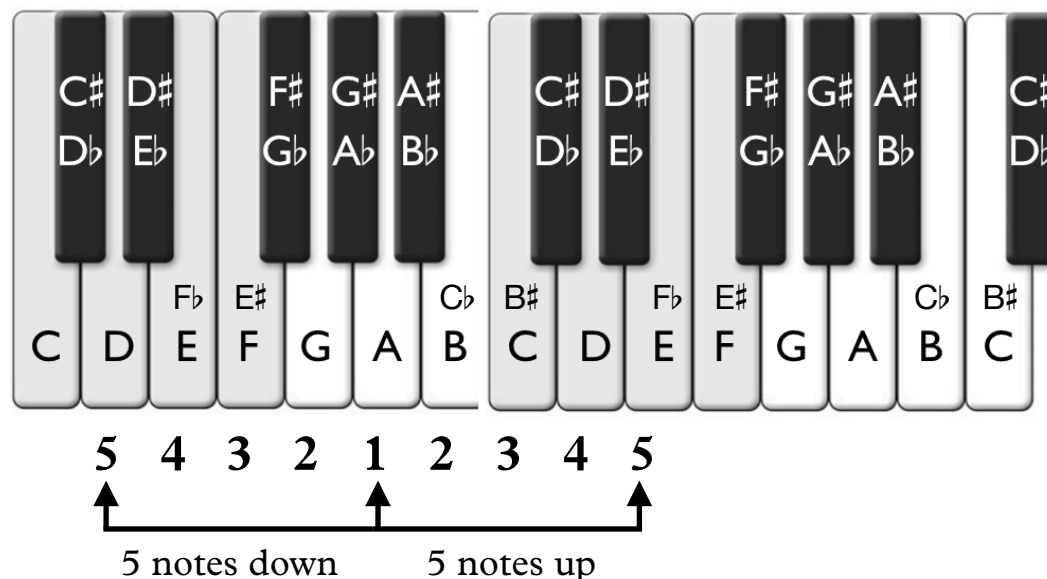
Video Tutorial <https://www.stephenhillcomposer.com/copy-of-video-lessons-basic-element>

Minor Keys

Remember the minor key is
3 letter names below the major

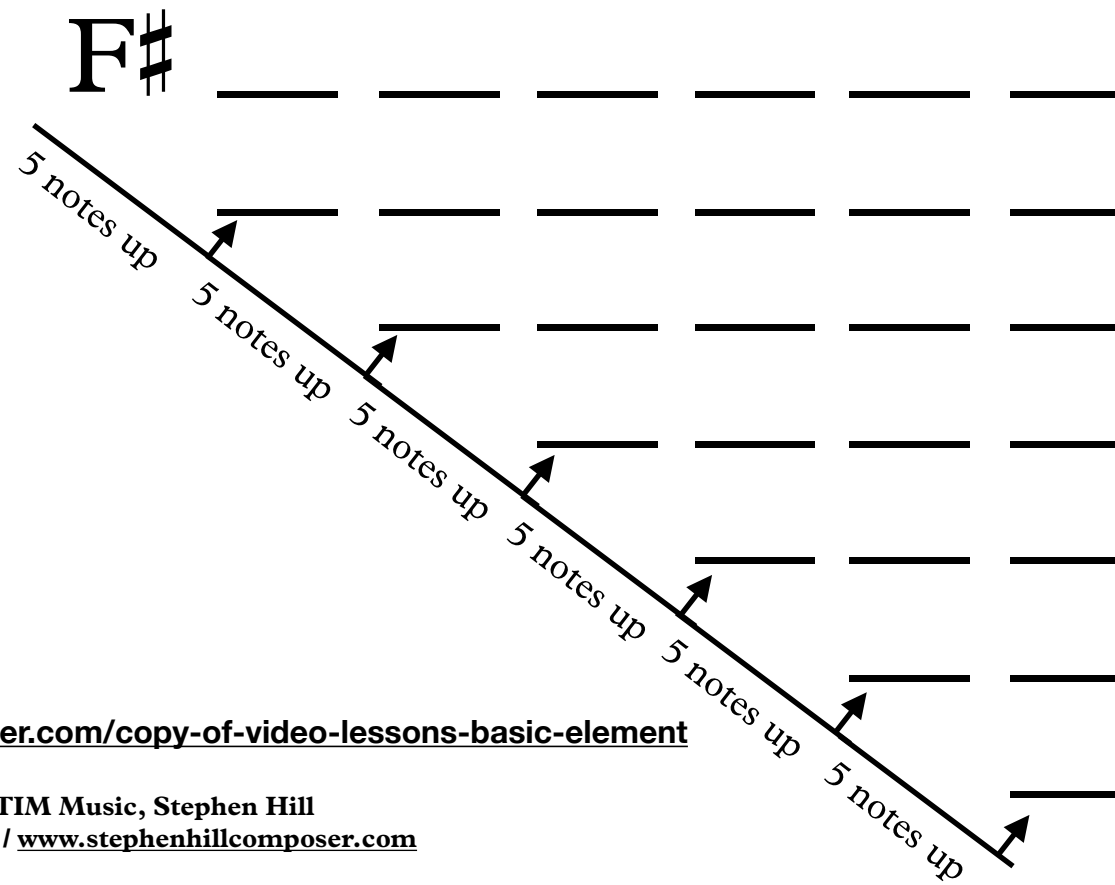
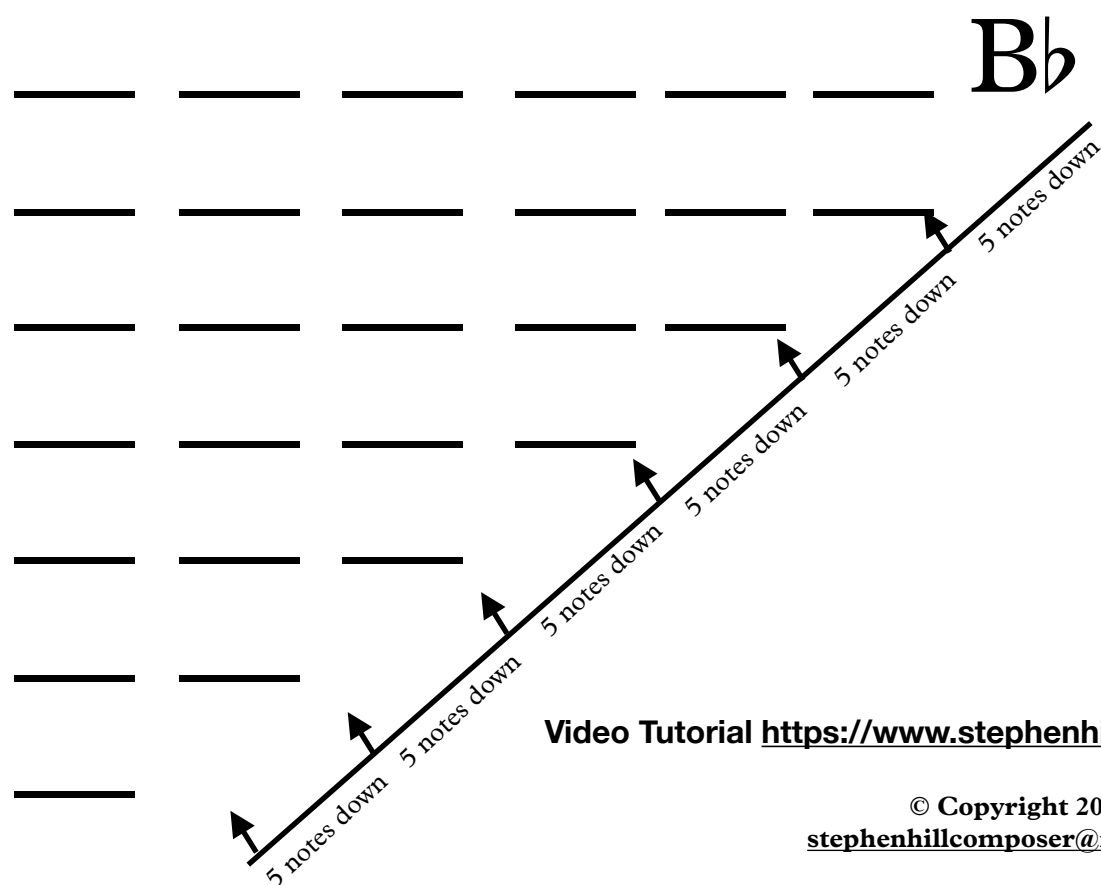
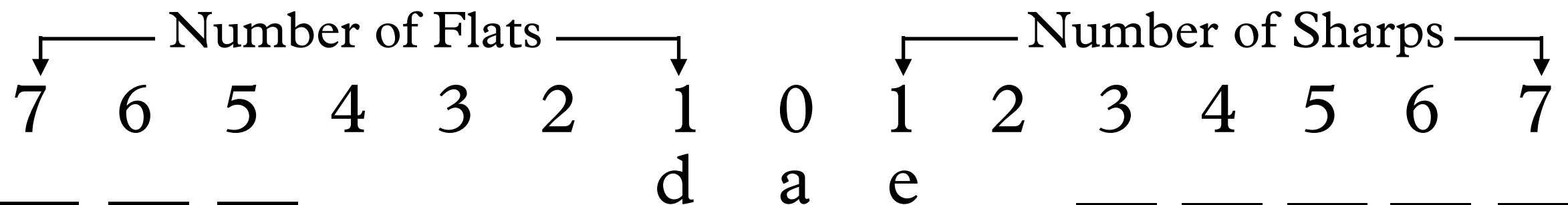
Flats

If you can remember
everything is just “5” letter names away,
all you have to remember is the letter
“a”. Once you have “a”, go 5 letter
names to the left and add 1 flat. The
order of flats start with “B \flat ”.



Sharps

If you can remember
everything is just “5” letter names away,
all you have to remember is the letter
“a”. Once you have “a”, go 5 letter
names to the right and add 1 sharp. The
order of sharps start with “F \sharp ”.



Video Tutorial <https://www.stephenhillcomposer.com/copy-of-video-lessons-basic-element>