

Time _____

Name _____

Lesson 8 - Grand Staff Note Names Lines and Spaces Speed Sheet 1

Write the letter name below the note in the **Treble Clef** and the note in the **Bass Clef**

The image shows a grand staff with two systems of music. The first system is for the song "All Cows Eat Grass" and the second is for "Every Good Boy Does Fine". Each system has a treble clef on top and a bass clef on the bottom. The notes are placed on the lines and spaces of the staves. Above the treble clef of the second system, the letters F, A, C, and E are written above the notes. Below the bass clef of the first system, the letters G, B, D, F, and A are written below the notes.

1 2 3 4 5

6 7 8 9 10

11 12 13 14 15

16 17 18 19 20


21 22 23 24 25


Time _____


Name _____


Lesson 8 - Grand Staff Note Names Lines and Spaces Speed Sheet 2


Write the letter name below the note in the **Treble Clef** and the note in the **Bass Clef**


1 


2 


3 


4 


5 


6 


7 


8 


9 


10 


11 


12 


13 


14 


15 


16 


17 


18 


19 


20 


21 


22 


23 


24 


25 

26 

27 

28 

29 


30 


Time _____


Name _____


Lesson 8 - Grand Staff Note Names Lines and Spaces Speed Sheet 3


Write the letter name below the note in the **Treble Clef** and the note in the **Bass Clef**


1 


2 


3 


4 


5 


6 


7 


8 


9 


10 


11 


12 


13 


14 


15 


16 


17 


18 


19 


20 


21 


22 


23 


24 


25 

26 

27 

28 

29 

30 

Basic Elements of Music


(Video tutorial <https://www.stephenhillcomposer.com/copy-of-video-lessons-basic-element>)


Time _____


Name _____


Lesson 8 - Grand Staff Note Names Lines and Spaces Speed Sheet 4


Write the letter name below the note in the **Treble Clef** and the note in the **Bass Clef**


1 


2 


3 


4 


5 


6 


7 


8 


9 


10 


11 


12 


13 


14 


15 


16 


17 


18 


19 


20 


21 


22 


23 


24 

25 

26 

27 

28 

29 

30 