

French Horn - 5 Note Fingering Speed Sheet 1

1. Use a timer.
2. Write the Note Name on the line and fill in the fingering chart.

Name _____

Single Horn 0 0 0

Double Horn T 0 0 0

1 2 3

Single Horn 0 0 0

Double Horn T 0 0 0

1 2 3

Single Horn 0 0 0

Double Horn T 0 0 0

1 2 3

Single Horn 0 0 0

Double Horn T 0 0 0

1 2 3

Single Horn 0 0 0

Double Horn T 0 0 0

1 2 3

Single Horn 0 0 0

Double Horn T 0 0 0

1 2 3

Single Horn 0 0 0

Double Horn T 0 0 0

1 2 3

Single Horn 0 0 0

Double Horn T 0 0 0

1 2 3

Single Horn 0 0 0

Double Horn T 0 0 0

1 2 3

Single Horn 0 0 0

Double Horn T 0 0 0

1 2 3

Single Horn 0 0 0

Double Horn T 0 0 0

1 2 3

Single Horn 0 0 0

Double Horn T 0 0 0

1 2 3

Single Horn 0 0 0

Double Horn T 0 0 0

1 2 3

Single Horn 0 0 0

Double Horn T 0 0 0

1 2 3

Single Horn 0 0 0

Double Horn T 0 0 0

1 2 3

Single Horn 0 0 0

Double Horn T 0 0 0

1 2 3

Single Horn 0 0 0

Double Horn T 0 0 0

1 2 3

Single Horn 0 0 0

Double Horn T 0 0 0

1 2 3

Single Horn 0 0 0

Double Horn T 0 0 0

1 2 3

Single Horn 0 0 0

Double Horn T 0 0 0

1 2 3

French Horn - 5 Note Fingering Speed Sheet 2

1. Use a timer.
2. Write the Note Name on the line and fill in the fingering chart.

Name _____

| | | | | |
|-------------|-------------|-------------|-------------|-------------|
| F | 2 | 3 | 4 | 5 |
| | | | | |
| Single Horn | Single Horn | Single Horn | Single Horn | Single Horn |
| | | | | |
| Double Horn | Double Horn | Double Horn | Double Horn | Double Horn |
| T | T | T | T | T |
| 1 2 3 | 1 2 3 | 1 2 3 | 1 2 3 | 1 2 3 |

| | | | | |
|-------------|-------------|-------------|-------------|-------------|
| 6 | 7 | 8 | 9 | 10 |
| | | | | |
| Single Horn | Single Horn | Single Horn | Single Horn | Single Horn |
| | | | | |
| Double Horn | Double Horn | Double Horn | Double Horn | Double Horn |
| T | T | T | T | T |
| 1 2 3 | 1 2 3 | 1 2 3 | 1 2 3 | 1 2 3 |

| | | | | |
|-------------|-------------|-------------|-------------|-------------|
| 11 | 12 | 13 | 14 | 15 |
| | | | | |
| Single Horn | Single Horn | Single Horn | Single Horn | Single Horn |
| | | | | |
| Double Horn | Double Horn | Double Horn | Double Horn | Double Horn |
| T | T | T | T | T |
| 1 2 3 | 1 2 3 | 1 2 3 | 1 2 3 | 1 2 3 |

| | | | | |
|-------------|-------------|-------------|-------------|-------------|
| 16 | 17 | 18 | 19 | 20 |
| | | | | |
| Single Horn | Single Horn | Single Horn | Single Horn | Single Horn |
| | | | | |
| Double Horn | Double Horn | Double Horn | Double Horn | Double Horn |
| T | T | T | T | T |
| 1 2 3 | 1 2 3 | 1 2 3 | 1 2 3 | 1 2 3 |

French Horn - 5 Note Fingering Speed Sheet 3

1. Use a timer.
2. Write the Note Name on the line and fill in the fingering chart.

Name _____



Single Horn 0 0 0

Double Horn T 0 0 0

1 2 3



Single Horn 0 0 0

Double Horn T 0 0 0

1 2 3



Single Horn 0 0 0

Double Horn T 0 0 0

1 2 3



Single Horn 0 0 0

Double Horn T 0 0 0

1 2 3



Single Horn 0 0 0

Double Horn T 0 0 0

1 2 3



Single Horn 0 0 0

Double Horn T 0 0 0

1 2 3



Single Horn 0 0 0

Double Horn T 0 0 0

1 2 3



Single Horn 0 0 0

Double Horn T 0 0 0

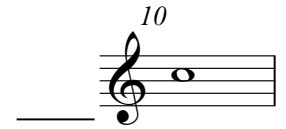
1 2 3



Single Horn 0 0 0

Double Horn T 0 0 0

1 2 3



Single Horn 0 0 0

Double Horn T 0 0 0

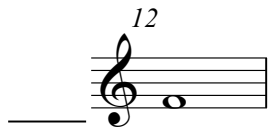
1 2 3



Single Horn 0 0 0

Double Horn T 0 0 0

1 2 3



Single Horn 0 0 0

Double Horn T 0 0 0

1 2 3



Single Horn 0 0 0

Double Horn T 0 0 0

1 2 3



Single Horn 0 0 0

Double Horn T 0 0 0


1 2 3



Single Horn 0 0 0

Double Horn T 0 0 0

1 2 3



Single Horn 0 0 0

Double Horn T 0 0 0

1 2 3



Single Horn 0 0 0

Double Horn T 0 0 0

1 2 3



Single Horn 0 0 0

Double Horn T 0 0 0

1 2 3



Single Horn 0 0 0

Double Horn T 0 0 0

1 2 3



Single Horn 0 0 0

Double Horn T 0 0 0

1 2 3

French Horn - 5 Note Fingering Speed Sheet 4

1. Use a timer.
2. Write the Note Name on the line and fill in the fingering chart.

Name _____



Single Horn 0 0 0

Double Horn T 0 0 0

1 2 3



Single Horn 0 0 0

Double Horn T 0 0 0

1 2 3



Single Horn 0 0 0

Double Horn T 0 0 0

1 2 3



Single Horn 0 0 0

Double Horn T 0 0 0

1 2 3



Single Horn 0 0 0

Double Horn T 0 0 0

1 2 3



Single Horn 0 0 0

Double Horn T 0 0 0

1 2 3



Single Horn 0 0 0

Double Horn T 0 0 0

1 2 3



Single Horn 0 0 0

Double Horn T 0 0 0

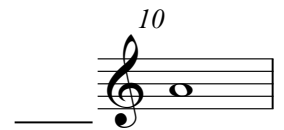
1 2 3



Single Horn 0 0 0

Double Horn T 0 0 0

1 2 3



Single Horn 0 0 0

Double Horn T 0 0 0

1 2 3



Single Horn 0 0 0

Double Horn T 0 0 0

1 2 3



Single Horn 0 0 0

Double Horn T 0 0 0

1 2 3



Single Horn 0 0 0

Double Horn T 0 0 0

1 2 3



Single Horn 0 0 0

Double Horn T 0 0 0

1 2 3



Single Horn 0 0 0

Double Horn T 0 0 0

1 2 3



Single Horn 0 0 0

Double Horn T 0 0 0

1 2 3



Single Horn 0 0 0

Double Horn T 0 0 0

1 2 3



Single Horn 0 0 0

Double Horn T 0 0 0

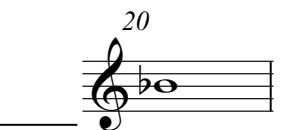
1 2 3



Single Horn 0 0 0

Double Horn T 0 0 0

1 2 3



Single Horn 0 0 0

Double Horn T 0 0 0

1 2 3

French Horn - 5 Note Fingering Speed Sheet 5

1. Use a timer.
2. Write the Note Name on the line and fill in the fingering chart.

Name _____



Single Horn 0 0 0

Double Horn T 0 0 0

1 2 3



Single Horn 0 0 0

Double Horn T 0 0 0

1 2 3



Single Horn 0 0 0

Double Horn T 0 0 0

1 2 3



Single Horn 0 0 0

Double Horn T 0 0 0

1 2 3



Single Horn 0 0 0

Double Horn T 0 0 0

1 2 3



Single Horn 0 0 0

Double Horn T 0 0 0

1 2 3



Single Horn 0 0 0

Double Horn T 0 0 0

1 2 3



Single Horn 0 0 0

Double Horn T 0 0 0

1 2 3



Single Horn 0 0 0

Double Horn T 0 0 0

1 2 3



Single Horn 0 0 0

Double Horn T 0 0 0

1 2 3



Single Horn 0 0 0

Double Horn T 0 0 0

1 2 3



Single Horn 0 0 0

Double Horn T 0 0 0

1 2 3



Single Horn 0 0 0

Double Horn T 0 0 0

1 2 3



Single Horn 0 0 0

Double Horn T 0 0 0

1 2 3



Single Horn 0 0 0

Double Horn T 0 0 0

1 2 3



Single Horn 0 0 0

Double Horn T 0 0 0

1 2 3



Single Horn 0 0 0

Double Horn T 0 0 0

1 2 3



Single Horn 0 0 0

Double Horn T 0 0 0

1 2 3



Single Horn 0 0 0

Double Horn T 0 0 0

1 2 3



Single Horn 0 0 0

Double Horn T 0 0 0

1 2 3