

Lesson 5 - Treble Note Names Lines Speed Sheet 1

Write the letter name below the note - **Every Good Boy Does Fine**

	1	2	3	4	5	6	7	8	9
									
	E	G	B	D	E	G	B	E	D
	10	11	12	13	14	15	16	17	18
									
	B	F	G	B	D	E	G	F	D
	19	20	21	22	23	24	25	26	27
									
	E	F	G	D	B	F	E	D	G
	28	29	30	31	32	33	34	35	36
									
	B	F	E	D	B	F	B	G	D
	37	38	39	40	41	42	43	44	45
									
	B	D	E	F	B	G	B	D	E



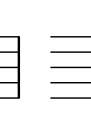
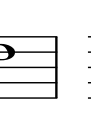


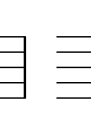



Write down your time here _____


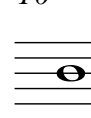





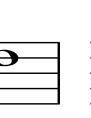
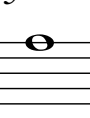
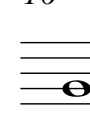
Time _____


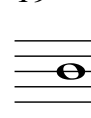




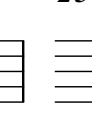
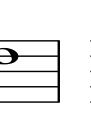

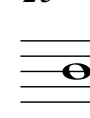
Name _____ **Answer Key**



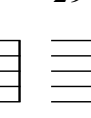



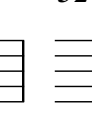



Lesson 5 - Treble Note Names Lines Speed Sheet 2



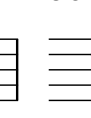



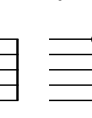
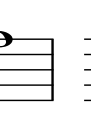


Write the letter name below the note - **Every Good Boy Does Fine**

	1	2	3	4	5	6	7	8	9
									
	G	D	E	B	F	G	E	B	D

	10	11	12	13	14	15	16	17	18
									
	B	E	F	B	D	F	G	D	E

	19	20	21	22	23	24	25	26	27
									
	B	D	G	E	D	F	B	D	G

	28	29	30	31	32	33	34	35	36
									
	B	F	E	B	G	D	E	F	B

	37	38	39	40	41	42	43	44	45
									
	B	D	E	G	F	G	D	B	E

Lesson 5 - Treble Note Names Lines Speed Sheet 3

Write the letter name below the note - **Every Good Boy Does Fine**

1	2	3	4	5	6	7	8	9
								
D	G	F	B	G	E	B	F	D
10	11	12	13	14	15	16	17	18
								
D	G	B	D	E	D	B	E	G
19	20	21	22	23	24	25	26	27
								
B	F	D	E	B	F	G	D	E
28	29	30	31	32	33	34	35	36
								
D	E	G	D	B	F	G	B	D
37	38	39	40	41	42	43	44	45
								
D	F	G	B	E	B	F	D	G

Time _____

Name _____ **Answer Key**











Lesson 5 - Treble Note Names Spaces Speed Sheet 1









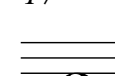

Write the letter name below the note - **F A C E**











1	2	3	4	5	6	7	8	9
								
F	A	C	E	C	E	F	C	E
10	11	12	13	14	15	16	17	18
								
F	E	A	C	E	C	E	A	C
19	20	21	22	23	24	25	26	27
								
C	A	E	F	C	A	C	F	E
28	29	30	31	32	33	34	35	36
								
F	A	C	F	C	E	F	A	C
37	38	39	40	41	42	43	44	45
								
A	F	E	A	C	F	A	E	C











Lesson 5 - Treble Note Names Spaces Speed Sheet 2











Write the letter name below the note - **F A C E**

	1	2	3	4	5	6	7	8	9
									
	A	E	C	A	C	E	F	C	E

	10	11	12	13	14	15	16	17	18
									
	F	E	A	C	E	C	F	A	C

	19	20	21	22	23	24	25	26	27
									
	C	A	E	F	C	A	C	F	E

	28	29	30	31	32	33	34	35	36
									
	F	E	A	F	C	E	F	E	C

	37	38	39	40	41	42	43	44	45
									
	A	F	E	A	F	A		A	C

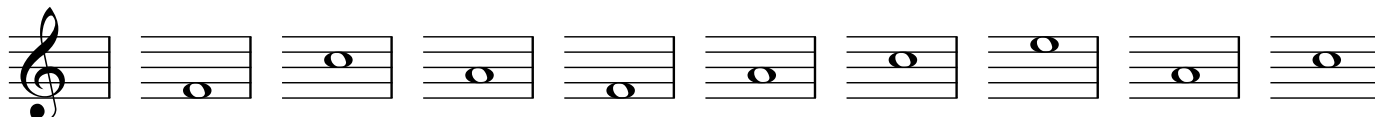
Time _____

Name:.....

Lesson 5 - Treble Note Names Spaces Speed Sheet 3

Write the letter name below the note - **F A C E**


1 2 3 4 5 6 7 8 9



F C A F A C E A C

Detailed description: A treble clef staff with nine notes. Note 1 is on the first space (F), note 2 is on the second space (C), note 3 is on the third space (A), note 4 is on the fourth space (F), note 5 is on the fifth space (A), note 6 is on the first space (C), note 7 is on the second space (E), note 8 is on the third space (A), and note 9 is on the fourth space (C).

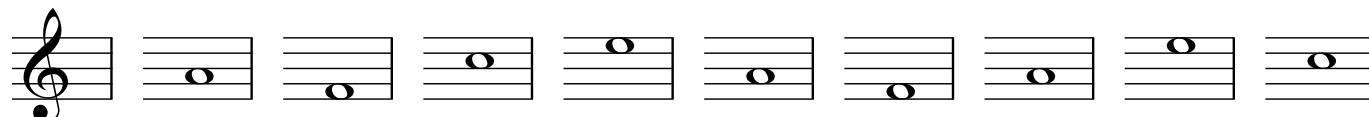
10 11 12 13 14 15 16 17 18



E C F A C A E F A

Detailed description: A treble clef staff with nine notes. Note 10 is on the fifth space (E), note 11 is on the fourth space (C), note 12 is on the third space (F), note 13 is on the second space (A), note 14 is on the first space (C), note 15 is on the first space (A), note 16 is on the second space (E), note 17 is on the third space (F), and note 18 is on the fourth space (A).


19 20 21 22 23 24 25 26 27



A F C E A F A E C

Detailed description: A treble clef staff with nine notes. Note 19 is on the second space (A), note 20 is on the first space (F), note 21 is on the third space (C), note 22 is on the fourth space (E), note 23 is on the second space (A), note 24 is on the first space (F), note 25 is on the second space (A), note 26 is on the third space (E), and note 27 is on the fourth space (C).


28 29 30 31 32 33 34 35 36



E C F E A C E C A

Detailed description: A treble clef staff with nine notes. Note 28 is on the fifth space (E), note 29 is on the fourth space (C), note 30 is on the third space (F), note 31 is on the fourth space (E), note 32 is on the first space (A), note 33 is on the second space (C), note 34 is on the second space (E), note 35 is on the third space (C), and note 36 is on the fourth space (A).

37 38 39 40 41 42 43 44 45



F E C F E F C F A

Detailed description: A treble clef staff with nine notes. Note 37 is on the first space (F), note 38 is on the second space (E), note 39 is on the third space (C), note 40 is on the first space (F), note 41 is on the second space (E), note 42 is on the first space (F), note 43 is on the second space (C), note 44 is on the first space (F), and note 45 is on the fourth space (A).

Time _____

Name: **Answer Key**

Lesson 5 - Treble Note Names Lines and Spaces Speed Sheet 1

Write the letter name below the note.

	1	2	3	4	5	6	7	8	9
									
	A	G	D	E	C	F	C	F	D
	10	11	12	13	14	15	16	17	18
									
	C	B	F	A	E	E	A	B	D
	19	20	21	22	23	24	25	26	27
									
	C	B	F	A	E	F	B	D	A
	28	29	30	31	32	33	34	35	36
									
	D	F	B	G	C	F	A	B	D
	37	38	39	40	41	42	43	44	45
									
	C	A	D	G	B	A	D	B	E

Lesson 5 - Treble Note Names Lines and Spaces Speed Sheet 2

Write the letter name below the note.











	1	2	3	4	5	6	7	8	9
									
	B	A	E	F	D	G	D	C	F
	10	11	12	13	14	15	16	17	18
									
	D	C	G	B	F	F	B	A	E
	19	20	21	22	23	24	25	26	27
									
	B	F	E	G	D	E	C	F	B
	28	29	30	31	32	33	34	35	36
									
	C	E	D	A	D	E	B	F	G
	37	38	39	40	41	42	43	44	45
									
	D	B	E	A	C	G	F	B	F


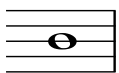


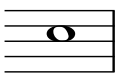


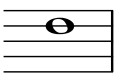


Time _____











Name: **Answer Key**








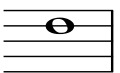


Lesson 5 - Treble Note Names Lines and Spaces Speed Sheet 3











Write the letter name below the note.

	1	2	3	4	5	6	7	8	9
									
	G	F	C	D	B	E	E	A	F

	10	11	12	13	14	15	16	17	18
									
	B	A	E	C	F	G	D	F	E

	19	20	21	22	23	24	25	26	27
									
	G	E	C	E	B	F	A	D	F

	28	29	30	31	32	33	34	35	36
									
	A	F	B	F	G	C	D	E	E

	37	38	39	40	41	42	43	44	45
									
	B	G	C	F	A	E	F	E	C

Basic Elements of Music

(Video tutorial <https://www.stephenhillcomposer.com/copy-of-video-lessons-basic-element>)

Time _____

Name Answer Key

Lesson 5 - Note Names Lines and Spaces - Speed Sheet 4 (Treble)

Write the letter name below the note.

1	2	3	4	5	6	7	8	9
F	E	B	C	A	F	D	G	E
10	11	12	13	14	15	16	17	18
A	G	F	B	E	F	C	E	D
19	20	21	22	23	24	25	26	27
F	D	B	F	A	E	G	C	E
28	29	30	31	32	33	34	35	36
G	E	A	E	F	B	C	F	D
37	38	39	40	41	42	43	44	45
G	E	A	E	F	B	C	F	D