

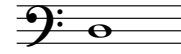
















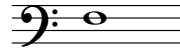


# String Bass - 5 Note Speed Sheet 1

1. Use a timer.
2. Write the Note Name on the line and circle the slide position.

Name \_\_\_\_\_

	2	3	4	5
B $\flat$				
				
				
				
				

# Bass Guitar - 5 Note Speed Sheet 2

1. Use a timer.
2. Write the Note Name on the line and circle the slide position.

Name \_\_\_\_\_

	2	3	4	5
 E A D G	 E A D G	 E A D G	 E A D G	 E A D G
 E A D G	 E A D G	 E A D G	 E A D G	 E A D G
 E A D G	 E A D G	 E A D G	 E A D G	 E A D G
 E A D G	 E A D G	 E A D G	 E A D G	 E A D G

# Bass Guitar - 5 Note Speed Sheet 3

1. Use a timer.
2. Write the Note Name on the line and circle the slide position.

Name \_\_\_\_\_

	2	3	4	5
 E A D G	 E A D G	 E A D G	 E A D G	 E A D G
6	7	8	9	10
 E A D G	 E A D G	 E A D G	 E A D G	 E A D G
11	12	13	14	15
 E A D G	 E A D G	 E A D G	 E A D G	 E A D G
16	17	18	19	20
 E A D G	 E A D G	 E A D G	 E A D G	 E A D G

# Bass Guitar - 5 Note Speed Sheet 4

1. Use a timer.
2. Write the Note Name on the line and circle the slide position.

Name \_\_\_\_\_

	2	3	4	5
 E A D G	 E A D G	 E A D G	 E A D G	 E A D G
6	7	8	9	10
 E A D G	 E A D G	 E A D G	 E A D G	 E A D G
11	12	13	14	15
 E A D G	 E A D G	 E A D G	 E A D G	 E A D G
16	17	18	19	20
 E A D G	 E A D G	 E A D G	 E A D G	 E A D G

# Bass Guitar - 5 Note Speed Sheet 5

1. Use a timer.
2. Write the Note Name on the line and circle the slide position.

Name \_\_\_\_\_

	2	3	4	5
