

Trumpet - 5 Note Fingering Speed Sheet 1

1. Use a timer.
2. Write the Note Name on the line and fill in the fingering chart.

Name _____

_____  _____  _____  _____ 

○ ○ ○
1 2 3

○ ○ ○
1 2 3

○ ○ ○
1 2 3

○ ○ ○
1 2 3

○ ○ ○
1 2 3

_____  _____  _____  _____  _____ 

○ ○ ○
1 2 3

○ ○ ○
1 2 3

○ ○ ○
1 2 3

○ ○ ○
1 2 3

○ ○ ○
1 2 3

_____  _____  _____  _____  _____ 

○ ○ ○
1 2 3

○ ○ ○
1 2 3

○ ○ ○
1 2 3

○ ○ ○
1 2 3

○ ○ ○
1 2 3

_____  _____  _____  _____  _____ 

○ ○ ○
1 2 3

○ ○ ○
1 2 3

○ ○ ○
1 2 3

○ ○ ○
1 2 3

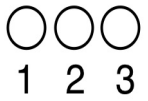
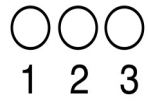
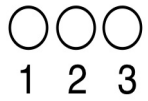
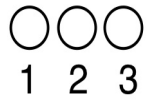
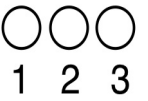
○ ○ ○
1 2 3

Trumpet - 5 Note Fingering Speed Sheet 2

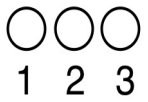
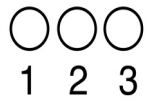
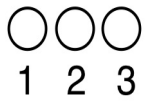
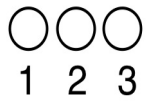
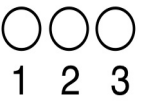
1. Use a timer.
2. Write the Note Name on the line and fill in the fingering chart.

Name _____

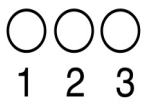
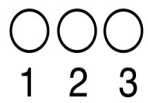
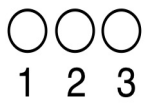
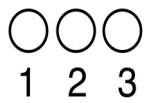

_____  _____  _____  _____ 

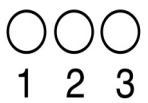
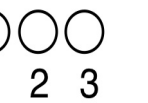
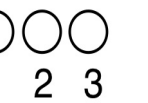
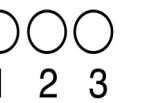
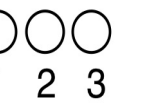
_____  _____  _____  _____  _____ 

_____  _____  _____  _____  _____ 

_____  _____  _____  _____  _____ 

Trumpet - 5 Note Fingering Speed Sheet 3

1. Use a timer.
2. Write the Note Name on the line and fill in the fingering chart.

Name _____

_____  _____  _____  _____ 






○ ○ ○ ○ ○ ○ ○ ○ ○ ○ ○ ○ ○ ○ ○
1 2 3 1 2 3 1 2 3 1 2 3 1 2 3

_____  _____  _____  _____  _____ 

○ ○ ○ ○ ○ ○ ○ ○ ○ ○ ○ ○ ○ ○ ○
1 2 3 1 2 3 1 2 3 1 2 3 1 2 3

_____  _____  _____  _____  _____ 

○ ○ ○ ○ ○ ○ ○ ○ ○ ○ ○ ○ ○ ○ ○
1 2 3 1 2 3 1 2 3 1 2 3 1 2 3

_____  _____  _____  _____  _____ 

○ ○ ○ ○ ○ ○ ○ ○ ○ ○ ○ ○ ○ ○ ○
1 2 3 1 2 3 1 2 3 1 2 3 1 2 3

Trumpet - 5 Note Fingering Speed Sheet 4

1. Use a timer.
2. Write the Note Name on the line and fill in the fingering chart.

Name _____

_____  _____  _____  _____ 

○ ○ ○
1 2 3

○ ○ ○
1 2 3

○ ○ ○
1 2 3

○ ○ ○
1 2 3

○ ○ ○
1 2 3

_____  _____  _____  _____  _____ 

○ ○ ○
1 2 3

○ ○ ○
1 2 3

○ ○ ○
1 2 3

○ ○ ○
1 2 3

○ ○ ○
1 2 3

_____  _____  _____  _____  _____ 






○ ○ ○
1 2 3

○ ○ ○
1 2 3

○ ○ ○
1 2 3

○ ○ ○
1 2 3

○ ○ ○
1 2 3

_____  _____  _____  _____  _____ 

○ ○ ○
1 2 3

○ ○ ○
1 2 3

○ ○ ○
1 2 3

○ ○ ○
1 2 3

○ ○ ○
1 2 3

Trumpet - 5 Note Fingering Speed Sheet 5

1. Use a timer.
2. Write the Note Name on the line and fill in the fingering chart.

Name _____

_____  _____  _____  _____ 




○ ○ ○ ○ ○ ○ ○ ○ ○ ○ ○ ○ ○ ○ ○
1 2 3 1 2 3 1 2 3 1 2 3 1 2 3

_____  _____  _____  _____  _____ 

○ ○ ○ ○ ○ ○ ○ ○ ○ ○ ○ ○ ○ ○ ○
1 2 3 1 2 3 1 2 3 1 2 3 1 2 3

_____  _____  _____  _____  _____ 

○ ○ ○ ○ ○ ○ ○ ○ ○ ○ ○ ○ ○ ○ ○
1 2 3 1 2 3 1 2 3 1 2 3 1 2 3

_____  _____  _____  _____  _____ 

○ ○ ○ ○ ○ ○ ○ ○ ○ ○ ○ ○ ○ ○ ○
1 2 3 1 2 3 1 2 3 1 2 3 1 2 3