


# Intervals (Melodic) - Speed Sheet 1


Count the distance from the bottom note to the top note and place the number on the line. Numbers 1-8 have been done for you.

1




1st

2



2nd

3




3rd

4




4th

5




5th

6




6th

7




7th

8




8th

9




4th

10



2nd

11



6th

12




1st/Unison

13




8th/Octave

14




3rd

15




3rd

16




5th

17




5th

18




7th

19




4th

20




7th

21




7th

22




5th

23



3rd

24




3rd

25



1st/Unison

26



6th

27



6th

28



8th/Octave

# Intervals (Melodic) - Speed Sheet 2

Count the distance from the bottom note to the top note and place the number on the line. Numbers 1-8 have been done for you.

1



4th

2



2nd

3



6th

4



5th

5



2nd

6



6th

7



6th

8



1st/Unison

9



3rd

10



2nd

11



3rd

12



7th

13



4th

14



5th

15



3rd

16



3rd

17



8th

18



1st

19



5th

20



2nd

21



3rd

22



3rd

23



2nd

24



3rd

25



4th

26



4th

27



2nd





























28



8th







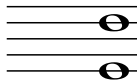


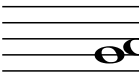
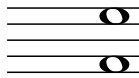




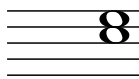
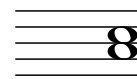



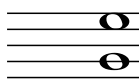











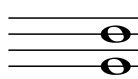
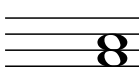
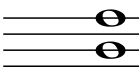
# Intervals (Melodic) - Speed Sheet 3

Count the distance from the bottom note to the top note and place the number on the line. Numbers 1-8 have been done for you.

1	2	3	4
			
4th	2nd	6th	3rd
5	6	7	8
			
2nd	3rd	4th	3rd
9	10	11	12
			
3rd	8th	6th	2nd
13	14	15	16
			
2nd	2nd	2nd	3rd
17	18	19	20
			
8th	3rd	3rd	4th
21	22	23	24
			
5th	6th	7th	3rd
25	26	27	28
			
6th	3rd	5th	6th






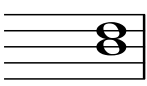
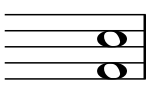
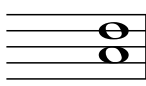
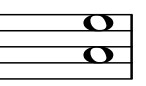

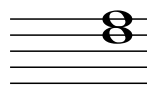

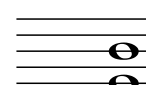




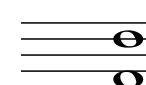

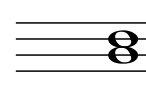




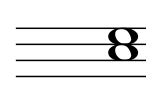
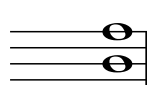

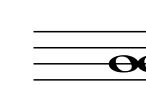




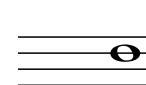


# Intervals (Harmonic) - Speed Sheet 1

Count the distance from the bottom note to the top note and place the number on the line. Numbers 1-8 have been done for you.

1	2	3	4	5
				
1st(Unison)	2nd	3rd	4th	5th
6	7	8	9	10
				
6th	7th	8th	4th	2nd
11	12	13	14	15
				
7th	5th	6th	3rd	4th
16	17	18	19	20
				
3rd	3rd	7th	5th	4th
21	22	23	24	25
				
6th	2nd	5th	3rd	3rd
26	27	28	29	30
				
3rd	3rd	8th	2nd	6th
31	32	33	34	35
				
8th	3rd	5th	3rd	5th






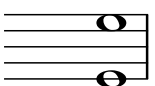

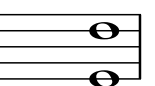

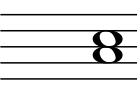






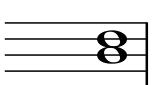


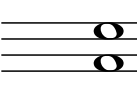



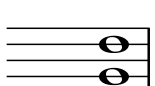



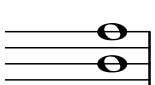



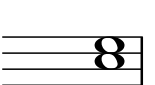


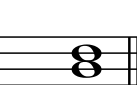
# Intervals (Harmonic) - Speed Sheet 2

Count the distance from the bottom note to the top note and place the number on the line. Numbers 1-8 have been done for you.

1	2	3	4	5
				
<u>4th</u>	<u>6th</u>	<u>2nd</u>	<u>1st/unison</u>	<u>3rd</u>
6	7	8	9	10
				
<u>3rd</u>	<u>5th</u>	<u>4th</u>	<u>5th</u>	<u>1st</u>
11	12	13	14	15
				
<u>3rd</u>	<u>7th</u>	<u>5th</u>	<u>6th</u>	<u>2nd</u>
16	17	18	19	20
				
<u>8th</u>	<u>6th</u>	<u>6th</u>	<u>3rd</u>	<u>3rd</u>
21	22	23	24	25
				
<u>4th</u>	<u>5th</u>	<u>4th</u>	<u>3rd</u>	<u>3rd</u>
26	27	28	29	30
				
<u>5th</u>	<u>2nd</u>	<u>1st</u>	<u>8th</u>	<u>3rd</u>
31	32	33	34	35
				
<u>2nd</u>	<u>6th</u>	<u>7th</u>	<u>5th</u>	<u>7th</u>




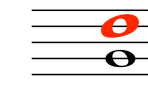


























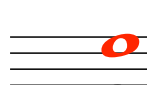
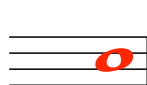

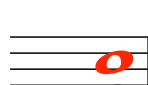

# Intervals (Harmonic) - Speed Sheet 3

Count the distance from the bottom note to the top note and place the number on the line. Numbers 1-8 have been done for you.

1	2	3	4	5
				
<u>4th</u>	<u>6th</u>	<u>5th</u>	<u>3rd</u>	<u>6th</u>
6	7	8	9	10
				
<u>8th</u>	<u>3rd</u>	<u>7th</u>	<u>1st</u>	<u>3rd</u>
11	12	13	14	15
				
<u>8th</u>	<u>2nd</u>	<u>6th</u>	<u>6th</u>	<u>6th</u>
16	17	18	19	20
				
<u>4th</u>	<u>3rd</u>	<u>1st</u>	<u>5th</u>	<u>5th</u>
21	22	23	24	25
				
<u>2nd</u>	<u>3rd</u>	<u>6th</u>	<u>5th</u>	<u>3rd</u>
26	27	28	29	30
				
<u>8th</u>	<u>6th</u>	<u>5th</u>	<u>4th</u>	<u>6th</u>
31	32	33	34	35
				
<u>3rd</u>	<u>3rd</u>	<u>5th</u>	<u>4th</u>	<u>3rd</u>









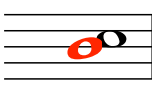





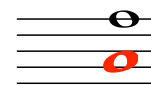




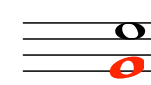







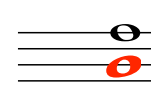







# Intervals (Harmonic) - Speed Sheet 4

Draw a note "above" the one that is given to create the interval indicated by the number below the note.

1  4th 6	2  6th 7	3  2nd 8	4  5th 9	5  6th 10
 3rd 11	 5th 12	 4th 13	 7th 14	 Unison 15
 3rd 16	 4th 17	 5th 18	 7th 19	 2nd 20
 8th 21	 3rd 22	 6th 23	 3rd 24	 4th 25
 4th 26	 2nd 27	 4th 28	 3rd 29	 Unison 30
 5th 31	 5th 32	 Unison 33	 8th 34	 6th 35
 7th	 6th	 2nd	 5th	 7th

# Intervals (Harmonic) - Speed Sheet 5

Draw a note "**below**" the one that is given to create the interval indicated by the number below the note.

1	2	3	4	5
				
<u>4th</u>	<u>6th</u>	<u>7th</u>	<u>3rd</u>	<u>8th</u>
6	7	8	9	10
				
<u>7th</u>	<u>3rd</u>	<u>7th</u>	<u>2nd</u>	<u>3rd</u>
11	12	13	14	15
				
<u>8th</u>	<u>2nd</u>	<u>6th</u>	<u>6th</u>	<u>6th</u>
16	17	18	19	20
				
<u>4th</u>	<u>3rd</u>	<u>Unison</u>	<u>5th</u>	<u>5th</u>
21	22	23	24	25
				
<u>2nd</u>	<u>3rd</u>	<u>6th</u>	<u>5th</u>	<u>3rd</u>
26	27	28	29	30
				
<u>8th</u>	<u>6th</u>	<u>5th</u>	<u>4th</u>	<u>6th</u>
31	32	33	34	35
				
<u>3rd</u>	<u>3rd</u>	<u>5th</u>	<u>4th</u>	<u>3rd</u>