


Basic Elements of Music









(Video tutorial <https://www.stephenhillcomposer.com/copy-of-video-lessons-basic-element>)

Name: _____

Lesson 38 - Chords and Arpeggios - Sheet 1



Directions - Write out the arpeggio and chord



Basic Elements of Music




(Video tutorial <https://www.stephenhillcomposer.com/copy-of-video-lessons-basic-element>)




Name: _____

Lesson 38 - Chords and Arpeggios - Sheet 2






Directions - Write out the arpeggio and chord

1  2  3 

4  5  6 

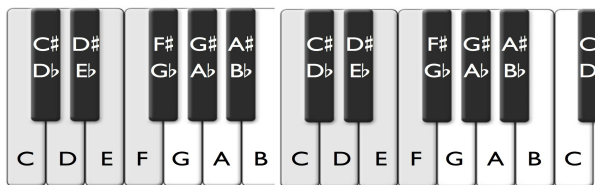

7  8  9 

10  11  12 

13  14  15 

Name: _____

Lesson 38 - Major/Minor Chords and Arpeggios - Sheet 3



Count the 1/2 steps between the notes of each chord and then label whether each chord is major or minor.

1 2 3

4 5 6

7 8 9

10 11 12

13 14 15